LOAD BREAK SWITCH

IS 533745 - E
Instruction sheet

SIRCO MV 100 - MV 125 - MV 160

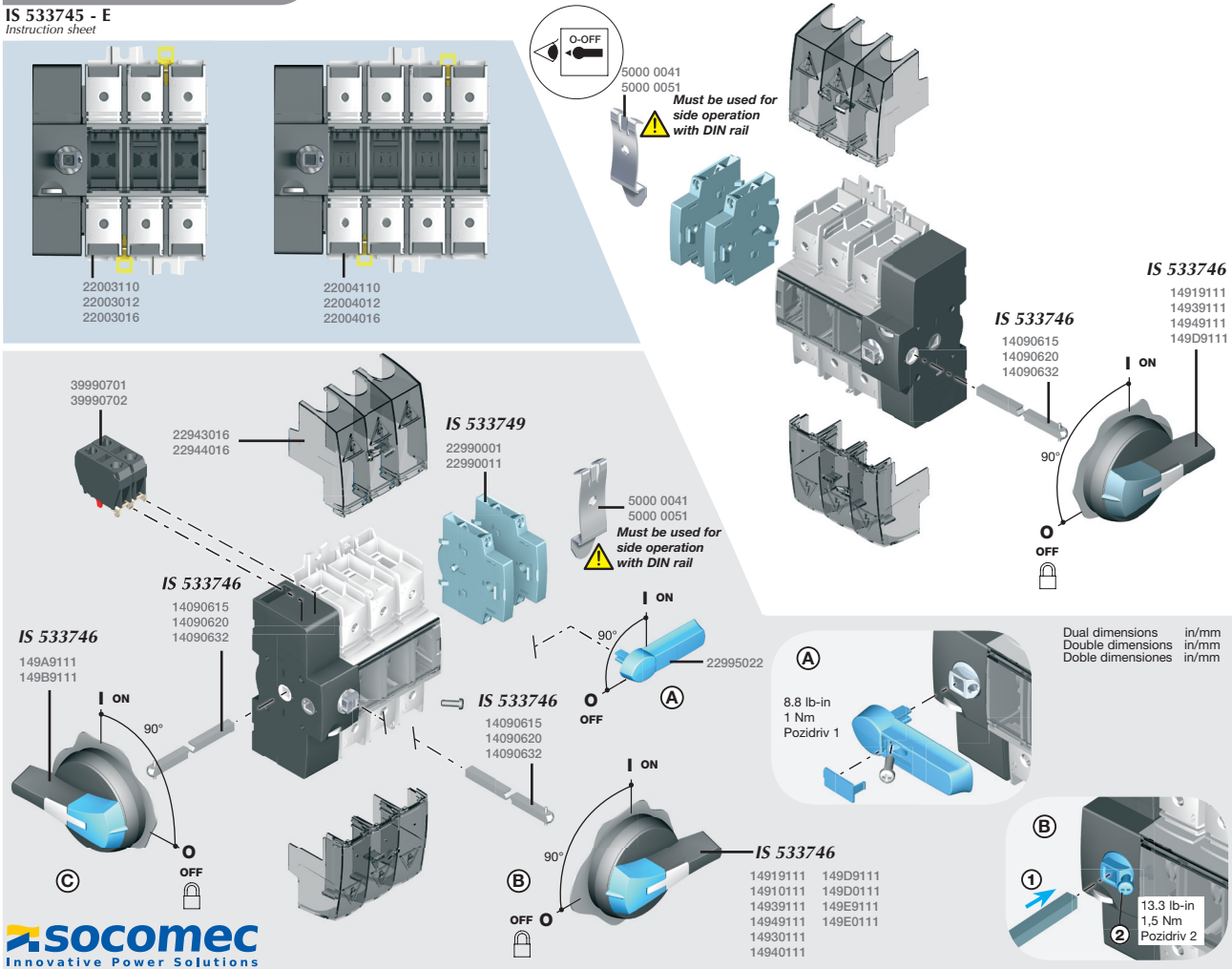

socomec
Innovative Power Solutions

DANGER / PELIGRO

HAZARDOUS VOLTAGE . This equipment must be installed and serviced only by qualified electrical personnel.Turn off all power supplying this equipment before working on or inside equipment.Always use a properly rated voltage sensing device to confirm power is off.Replace all devices, doors, and covers before turning on power tothis equipment.**Failure to follow these instructions will result in death or serious injury.**

TENSION DANGEREUSE . L'installation et l'entretien de cet appareil ne doivent être effectués que par du personnel qualifié.Coupez l'alimentation de cet appareil avant d'y travailler.Utilisez toujours un dispositif de détection de tension à valeur nominale appropriée pour confirmer que toute alimentation est coupée.Replacez tous les dispositifs, les portes et les couvercles avant de mettre cet appareil sous tension.**Si ces précautions ne sont pas respectées, cela entraînera la mort ou des blessures graves.**

TENSIÓN PELIGROSA . Desenergice el equipo antes de realizar cualquier trabajo en él.Siempre utilice un dispositivo detector de tensión adecuado para confirmar la desenergización del equipo.Vuelva a colocar todos los dispositivos,las puertas y las cubiertas antes de energizar este equipo.**El incumplimiento de estas precauciones podrá causar la muerte o lesiones serias.**

Edition 02/08 - **IS 533745-E** / RECTO-VERSO / S blanc offset quadri 80g/m²

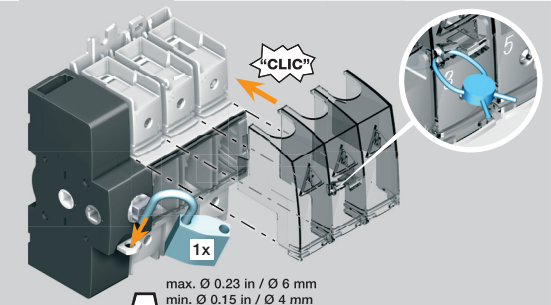

max. Ø 0.23 in / Ø 6 mm
min. Ø 0.15 in / Ø 4 mm
Only for direct operation.
Uniquement pour commande directe.

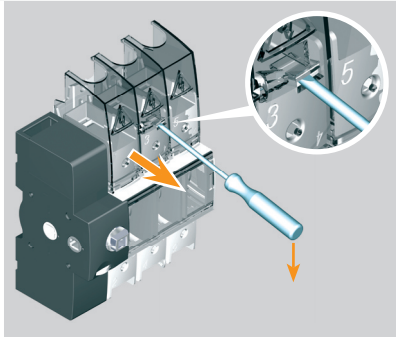

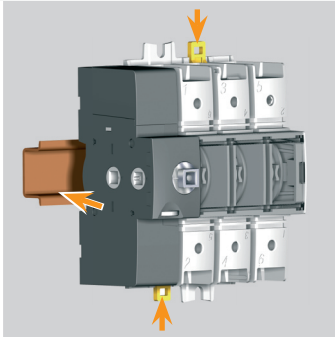

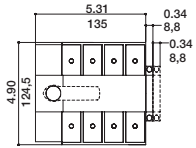

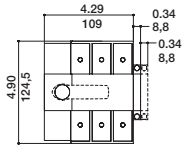

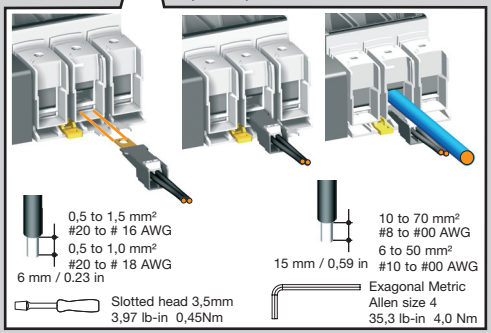

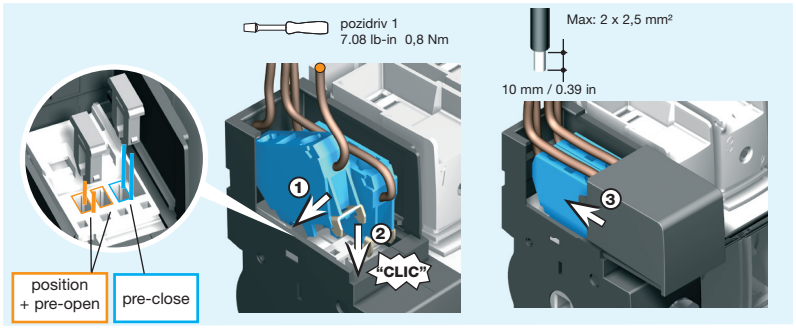

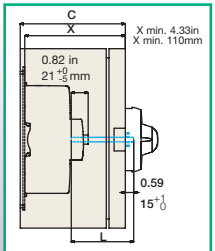

L = X - 1.31 in
L = X - 33,5 mm

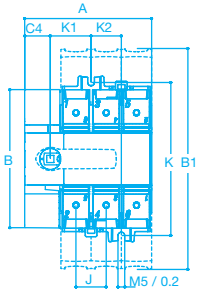

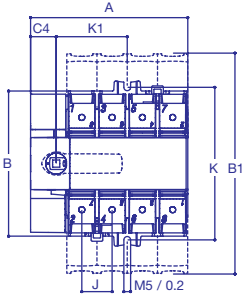

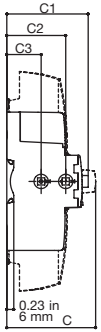

	3 P		4 P	
	in	mm	in	mm
A	4.29	109	5.31	135
B	4.90	124,5	4.90	124,5
B1	7.44	189	7.44	189
C	2.99	76	2.99	76
C1	2.75	70	2.75	70
C2	1.98	50,5	1.98	50,5
C3	1.16	29,5	1.16	29,5
C4	0.86	22	0.86	22
J	1.02	26	1.02	26
K	5.19	132	5.19	132
K1	1.37	35	2.40	61
K2	1.02	26	/	/

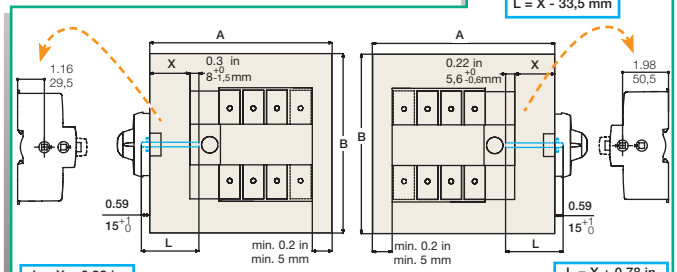

L = X + 0.92 in
L = X + 23,5 mm

X min. 1.18in
X min. 30mm

L = X + 0.78 in
L = X + 21 mm

X min. 1.18in
X min. 30mm

	A		B		C	
	in	mm	in	mm	in	mm
3 x 100A / 125A / 160A	6.41	163	10.2	259	4.52	115
4 x 100A / 125A / 160A	7.44	189	10.2	259	4.52	115